






Staff by Academic Rank and Tenure Status - Annual



Part B1 - Full-time Non-instructional Staff by Occupational Category



Q } • cāc cā [] KÁW } äç^! • äc^ Á [- ÁÜ [~ c@ÁØ [[! ä ä æ È Ü c Á Ü ^ c ^ ! • à ~ ! * Ä Ç I I I I I I € Ð
W • ^ ! Ä Q Ö K Á Ü I I I I I I € H

Q } • cāc ~ cā [] KÁW } äç ^ ! • äc ^ Á [- ÁÜ [~ c @ Á Ø | [! ä ä æ È Ü c Á Ü ^ c ^ ! • à ~ ! * A Ç I I I I I I € D
W • ^ ! Á Q Ö K Á Ü I I I I I I € H

Part D - Part-time Staff by Occupational Category

[Redacted Header]		
[Redacted Row 1]		
[Redacted Row 2]		
[Redacted Row 3]		
[Redacted Row 4]		
[Redacted Row 5]		
[Redacted Row 6]		
[Redacted Row 7]		
[Redacted Row 8]		
[Redacted Row 9]		
[Redacted Row 10]		
[Redacted Row 11]		
[Redacted Row 12]		
[Redacted Row 13]		
[Redacted Row 14]		
[Redacted Row 15]		
[Redacted Row 16]		
[Redacted Row 17]		
[Redacted Row 18]		
[Redacted Row 19]		
[Redacted Row 20]		
[Redacted Row 21]		
[Redacted Row 22]		
[Redacted Row 23]		
[Redacted Row 24]		
[Redacted Row 25]		
[Redacted Row 26]		
[Redacted Row 27]		
[Redacted Row 28]		
[Redacted Row 29]		
[Redacted Row 30]		
[Redacted Row 31]		
[Redacted Row 32]		
[Redacted Row 33]		
[Redacted Row 34]		
[Redacted Row 35]		
[Redacted Row 36]		
[Redacted Row 37]		
[Redacted Row 38]		
[Redacted Row 39]		
[Redacted Row 40]		
[Redacted Row 41]		
[Redacted Row 42]		
[Redacted Row 43]		
[Redacted Row 44]		
[Redacted Row 45]		
[Redacted Row 46]		
[Redacted Row 47]		
[Redacted Row 48]		
[Redacted Row 49]		
[Redacted Row 50]		

Part H - New Hires, Full-time Staff by Occupational Category
Number of Newly Hired Full-time Staff

The table contains data for new hires of full-time staff by occupational category. The top section is hidden by a blue-grey bar. The visible data is organized into two main sections, each separated by a horizontal orange line. Each section contains multiple rows of data, with a teal-colored column on the left side. The bottom section of the table is hidden by a teal bar.

Low Hires, Full-time Staff by Occupational Category
 Number of **Newly Hired Full-time Staff**

(Hired full-time between November 1, 2015 - October 31, 2016)

Hispanic/Latino individuals of any race as Hispanic/Latino

Non-Hispanic/Latino individuals only

Occupational Category	Hispanic/Latino individuals of any race as Hispanic/Latino	Non-Hispanic/Latino individuals only	Occupational Category	Hispanic/Latino individuals of any race as Hispanic/Latino	Non-Hispanic/Latino individuals only
Administrative Support	1	1	Administrative Support	1	1
Business Operations	1	1	Business Operations	1	1
Customer Service	1	1	Customer Service	1	1
Information Technology	1	1	Information Technology	1	1
Professional Services	1	1	Professional Services	1	1
Public Safety	1	1	Public Safety	1	1
Support Services	1	1	Support Services	1	1
Teaching	1	1	Teaching	1	1
Therapeutic Services	1	1	Therapeutic Services	1	1
Transportation	1	1	Transportation	1	1
Unemployment	1	1	Unemployment	1	1
Workforce Development	1	1	Workforce Development	1	1
Other	1	1	Other	1	1

Üæ&^kæ}å ^c@}î&âc^ ~}\}[, }						
Total women	Á I	Á €	Á F €	Á €	Á €	Á I €
Total (men+women)	Á Î	Á €	Á F I	Á Î	Á €	Á I Î

Q } • cãc ~ cã [] } KÁW } äç ^ ! • äc ^ Á [- Á Û [~ c @ Á Ø | [! ä ä æ È Û c Á Û ^ c ^ ! • à ~ ! * Ä Ç | | | | | | € Ø
W • ^ ! Á Q Ö K Á Û | | | | | | € H

Human Resources Survey Evaluation

Were any staff members difficult to categorize? If so, please explain in the box below.

Number of staff by employment status and occupational category:

Human Resources

University of South Florida-St Petersburg (448840)

Source				